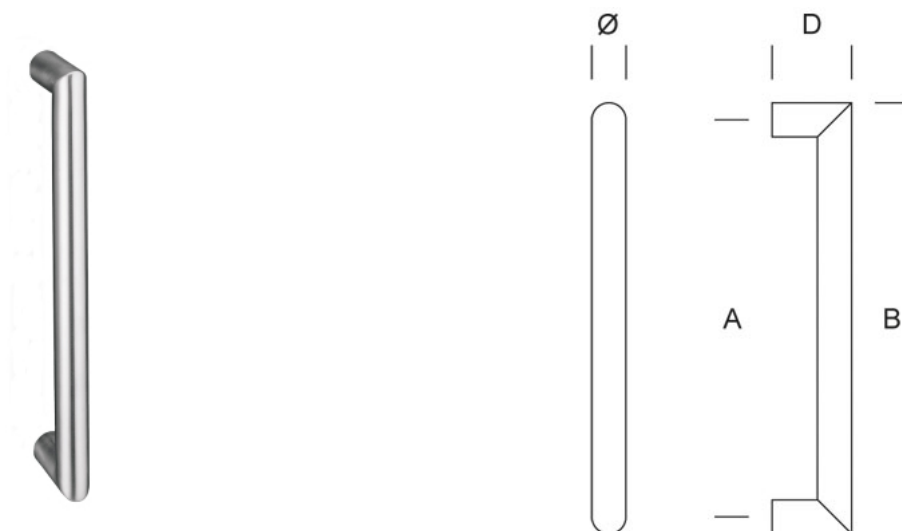


2CC.265.0030

STAINLESS STEEL PULL HANDLE "U" SHAPED WITH 90° WELDED STEMS, Ø25 A=300MM








Dimensions: Ø 25 mm, A=300 mm, B=325 mm, D=65 mm. Pull handle in AISI 316L stainless steel. U-shaped with square corners. Pull handle Ø 25mm. Support centre to centre distance A=300 mm. Overall dimension B=325 mm. Overhang D=65 mm. Round supports Ø=25 as the pull handle. Can be installed on aluminium, glass, wooden, PVC doors and mixed systems using the PBA fixing kit, to be ordered according to the material. Protection accessories for glass fixing included. Anti break-in fixing system. PBA D-type fixing. Standard satin finish (bright finish and other finishes on request).

2CC.265.0030

STAINLESS STEEL PULL HANDLE "U" SHAPED WITH 90° WELDED STEMS, Ø25 A=300MM

Stainless Steel AISI 316L

-  .44 - SATIN
-  .43 - BRIGHT
-  .83 - PVD Black Satin
-  .40 - POWDER COATED Black
-  .31 - POWDER COATED White 9010
-  .32 - POWDER COATED Grey
-  .38 - POWDER COATED Champagne
-  .39 - POWDER COATED Bronze
-  .41 - POWDER COATED Silver
-  .99 - POWDER COATED